

2024 Arizona General Election Report

November 13, 2024



FENNEMORE.

A Word from Alexis Glascock

The 2024 Presidential Election will see roughly 3,452,717 Arizona voters cast a ballot, out of a total of 4,367,593 registered voters. This is an increase in the number of votes cast from 2020 when 3,323,288 Arizona voters cast a ballot. At the time of this publication, there are still 138,847 ballots remaining to count statewide as of November 12th at 7:33 p.m. While the official election results will not be published until the end of the week or later, the State Senate and House of Representatives held their Leadership elections yesterday as Maricopa County and all but two other counties are either 100% or well over 90% counted.

Tracking election results is both exciting and necessary, but keep in mind that it is just the first step in the legislative process. This report is intended to continue the political and policy dialogue with you, our client, as we count down the days until the next legislative session begins on January 13, 2025. We have highlighted races and results of special interest in the first several pages, with a full recap of results in federal, constitutional, and legislative offices, and ballot measures at the end.

Alexis



Alexis Glascock is a Director and the chair of Fennemore's Government Relations and Regulatory Practice Group. She has served as counsel to the President of the Arizona Senate and Assistant to the General Counsel of the Legislative Council. She lobbies on behalf of clients before the Arizona Legislature, state agencies and at the county and municipal level.

PH

602.916.5488

EMAIL

aglascock@fennemorelaw.com



Table of Contents

Federal Delegation	4
Statewide Offices	5
Arizona Legislature	6
Arizona Legislature Leadership	8
Full 2024 Election Results	9
Contact Information	21



Federal Delegation

United States Senate

One of the most contentious races in Arizona this cycle was for the open United States Senate seat of Senator Krysten Sinema (I), who caucused with the Democrats, and chose not to run for reelection. **Congressman Ruben Gallego (D)** was elected against **Kari Lake (R)**. In a closely watched national election, the Democrats maintained the seat with the election of **Ruben Gallego (D)**. Gallego joins U.S. **Senator Mark Kelly (D)** continuing a Democratic delegation to the U.S. Senate. **Winner: Gallego**

United States House of Representatives

Congressional District 1 was the home of the most strongly contested Congressional race in the state. Incumbent **Representative David Schweikert (R)** faced challenger **Amish Shah (D)**. After a rocky start that looked like Shah would take the seat, Schweikert won by a margin of 16,700 votes to retain the seat he has held since 2011. The results helped to create a Republican majority in the United States' House delegation of 6 to 3. **Winner: Schweikert**

Congressional District 6 was another tight battle with **Representative Juan Ciscomani (R)**, who faced **Kristen Engel (D)**, in a second tightly contested election between them for the seat. Again, he was able to prevail and won by a margin of 6,867 plus votes. His election assures the Republicans a majority in the House of Representatives. **Winner: Ciscomani**

Congressional District 3, while not a tight race, was won by **Yassamin Ansari (D)** replacing **Congressman Ruben Gallego**. Similarly, **Abe Hamadeh (R)**, District 8, won the seat previously held by **Congresswoman Debbie Lesko**.

In other Congressional races, the majority of incumbents held onto their seats.

- District 2 - **Eli Crane (R)**
- District 4 - **Greg Stanton (D)**
- District 5 - **Andy Biggs (R)**
- District 7 - **Raúl Grijalva (D)**
- District 9 - **Paul Gosar (R)**



Statewide Offices

Arizona Corporation Commission

The three open seats on Arizona's Corporation Commission were won by Republicans **Rachel Walden**, **Rene Lopez** and **Lea Marquez Peterson**. They were elected over **Democrat Ylenia Aguilar** allowing the Republicans to win a majority on the Commission.

				Votes
Seat 1	✓	Rachel Walden	REP	1,434,269
Seat 2	✓	Renaee Lopez	REP	1,391,888
Seat 3	✓	Leah Marquez Peterson	REP	1,353,841
		Ylenia Aguilar	DEM	1,277,767

Winners: Walden, Lopez and Marquez Peterson




Arizona Legislature

The entire state legislature was on the ballot in the 2024 General Election. Going into Election Night, some races were more closely watched than others. Although some statewide races trended Democratic early on in the tabulation, Republicans held on to their majority in both chambers for the 2025 legislative session.

Republicans in the Senate increased their majority from 16-14 during the last four years to 17-13. The Republicans also picked up 2 seats in the House, increasing the Republican majority in that chamber to 33-27. The increase in the Republican majority means that the Republicans will have more opportunities to pass legislation in line with the Republican Leadership's goals. However, with a Democrat Governor Hobbs, they will need strong bipartisan support to avoid a veto. Over the last two years, the Governor has prevented many bills from passing into legislation because they lacked strong support from the Democratic caucus.

Arizona Legislature




ARIZONA STATE SENATE

In Senate LD 2, incumbent **Shawna Bolick (R)** narrowly won against Democratic challenger **Judy Schwiebert (D)** in this R +1,212 district. In LD 4, incumbent **Christine Marsh** lost to **Carine Werner**, former Scottsdale School Board member, in a D+ 38 leaning district.

Other closely watched races were LD 17 with two new candidates that included former Senator **Vince Leach (R)** and **John McLean (D)** in a D+ 2,301 district. Leach prevailed in a very tight race by approximately 2,690 votes. Finally, incumbent **Brian Fernandez (D)** will return having won against **Michelle Altherr (R)** by a slim margin of 2,787 votes.

Winners: Bolick, Werner, Leach, and Fernandez

Senate Chamber 17 Republican and **13** Democrat



ARIZONA STATE HOUSE

In four hotly contested legislative district races, Republicans picked up two new seats in the House of Representatives resulting in a Majority of 33-27. In the most closely watched race in District 4, **Matt Gress (R)** was reelected and **Pamela Carter (R)** took the seat of prior Representative **Laura Terech (D)**, who did not seek reelection.

Winners: Gress and Carter

House District 13 was won by **Jeff Weninger (R)**, who filled the seat vacated by **Jennifer Pawlik (D)**, and **Julie Willoughby (R)** was re-elected.

Winners: Weninger and Willoughby

Republicans also picked up a seat in LD 16. **Theresa Martinez (R)** was reelected and **Chris Lopez (R)**, a new candidate, was elected defeating incumbent **Keith Seaman (D)**.

Winners: Martinez and Lopez

Democrats gained a seat in House District 17 where **Kevin Volk (D)** defeated incumbent **Cory McGarr (D)** in a strongly contested election. **Rachel Jones (R)** retained her House seat.

Winners: Volk and Jones

House Chamber 33 Republican and **27** Democrat

Arizona Legislative Leadership

The two chambers chose their new Majority and Minority Leadership on November 12th. **Warren Petersen (R)** will remain the President of the State Senate and **Steve Montenegro (R)** will serve as the Speaker of the State House of Representatives.

Arizona State Senate



President

Warren Petersen (R)
District 14



Majority Leader

Janae Shamp (R)
District 29



Majority Whip

Frank Carroll (R)
District 28



Minority Leader

Priya Sundarseshan
District 18



Minority Assistant Leader

Flavio Bravo (D)
District 26



Minority Whip

Rosanna Gabaldón (D)
District 21

Arizona State House



Speaker

Steve Montenegro (R)
District 29



Majority Leader

Michael Carbone (R)
District 25



Majority Whip

Julie Willoughby (R)
District 13



Minority Leader

Oscar De Los Santos (D)
District 11



Minority Assistant Leader

Nancy Gutierrez (D)
District 18



Minority Co-Whips

Quintà Crews (D)
District 26



Stacey Travers (D)
District 12



Full 2024 Election Results

Vote counts as of 4:00pm on November 12, 2024

Federal Races

United States Senate

	Candidate	Party	Votes
	 Rubin Gallego	DEMOCRAT	1,564,410
	 Kari Lake	REPUBLICAN	1,495,791

United States House of Representatives

Seat	Leader		
1	 Schweikert	REP	Shah DEM
2	 Crane	REP	NEZ DEM
3	 Ansari	DEM	Zink REP
4	 Stanton	DEM	Cooper REP
5	 Biggs	REP	Schaffner DEM
6	 Ciscomani	REP	Engel DEM
7	 Grijalva	DEM	Butierez REP
8	 Hamadeh	REP	Whitten DEM
9	 Gosar	REP	Smith DEM

State Legislative Races

State Senate

Rep: 17

Dem: 13

Seat	Leader	
1	 Finchem	REP
2	 Bolick	REP
3	 Kavanagh	REP
4	 Werner	REP
5	 Alston	DEM
6	 Hatathlie	DEM
7	 Rogers	REP
8	 Kuby	DEM
9	 Burch	DEM
10	 Farnsworth	REP
11	 Miranda	DEM
12	 Epstein	DEM
13	 Mesnard	REP
14	 Petersen	REP
15	 Hoffman	REP
16	 Shope	REP
17	 Leach	REP
18	 Sundareshan	DEM
19	 Gowan	REP
20	 Gonzales	DEM

State Legislative Races

State Senate

Rep: **17**







Dem: **13**

Seat	Leader	
21	 Gabaldón	DEM
22	 Diaz	DEM
23	 Fernandez	DEM
24	 Ortiz	DEM
25	 Dunn	REP
26	 Bravo	DEM
27	 Payne	REP
28	 Carroll	REP
29	 Shamp	REP
30	 Angius	REP

State House

Rep: **33**

Dem: **27**

Seat	Leader	
1	 Bliss	REP
	 Nguyen	REP
2	 Simacek	DEM
	 Wilmeth	REP
3	 Chaplik	REP
	 Kolodin	REP

State Legislative Races

State House

Rep: **33**

Dem: **27**

Seat	Leader	
4	 Gress	REP
	 Carter	REP
5	 Liguori	DEM
	 Márquez	DEM
6	 Tsosie	DEM
	 Peshlakai	DEM
7	 Blackman	REP
	 Marshall	REP
8	 Connolly	DEM
	 Garcia	DEM
9	 Austin	DEM
	 Blattman	DEM
10	 Olson	REP
	 Heap	REP
11	 De Los Santos	DEM
	 Cavero	DEM
12	 Contreras	DEM
	 Travers	DEM
13	 Weninger	REP
	 Willoughby	REP

State Legislative Races

State House

Rep: **33**

Dem: **27**



Seat	Leader	
14	 Hendrix	REP
	 Powell	REP
15	 Way	REP
	 Carter	REP
16	 Martinez	REP
	 Lopez	REP
17	 Volk	DEM
	 Jones	REP
18	 Gutierrez	DEM
	 Mathis	DEM
19	 Griffin	REP
	 Diaz	REP
20	 Hernandez, Alma	DEM
	 Villegas	DEM
21	 Hernandez, Consuelo	DEM
	 Stahl Hamilton	DEM
22	 Contreras	DEM
	 Luna-Nájera	DEM
23	 Pena	REP
	 Sandoval	DEM

State Legislative Races

State House

Rep: **33**

Dem: **27**

Seat	Leader	
24	 Hernandez, Lydia	DEM
	 Abeytia	DEM
25	 Carbone	REP
	 Kupper	REP
26	 Aguilar	DEM
	 Crews	DEM
27	 Fink	REP
	 Rivero	REP
28	 Pingerelli	REP
	 Livingston	REP
29	 Montenegro	REP
	 Taylor	REP
30	 Biasiucci	REP
	 Gillette	REP



Maricopa County Supervisors

<u>District 1</u>	Mark Stewart	51.83%	Joel Navarro	48.17%
<u>District 2</u>	Thomas Galvin	58.46%	Julie Cieniawski	41.54%
<u>District 3</u>	Kate Brophy McGee	50.1%	Daniel Valenzuela	49.9%
<u>District 4</u>	Debbie Lesko	60.01%	David Sandoval	39.99%
<u>District 5</u>	Steve Gallardo	65.52%	Ann Niemann	34.48%

2024 Arizona Ballot Propositions

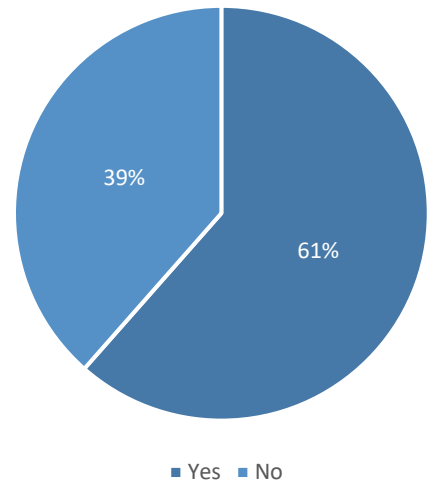
The state legislature referred 11 measures to the 2024 ballot, the largest number that has been on a ballot since 1984. There were also two citizen initiatives that qualified for the ballot. There are five propositions that passed. They included:

Proposition 139

Yes



Regarding right to an abortion.

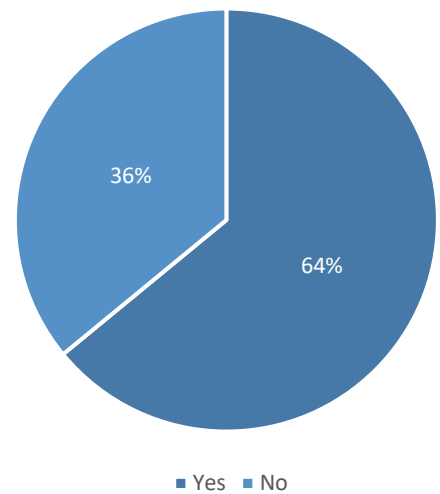


Proposition 311

Yes



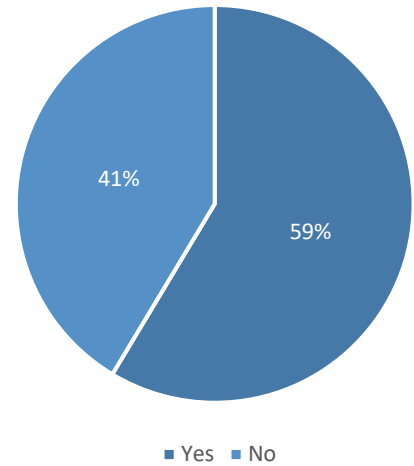
Regarding first responder family death benefit of \$250,000 funded by a fee paid by individuals convicted of certain crimes.



Proposition 312

Yes

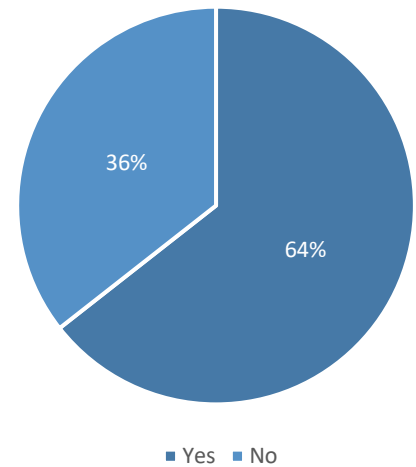
Regarding property tax refund related to non-enforcement of public nuisance laws. Property owners may seek a refund of their property taxes if municipalities fail to enforce public safety laws.



Proposition 313

Yes

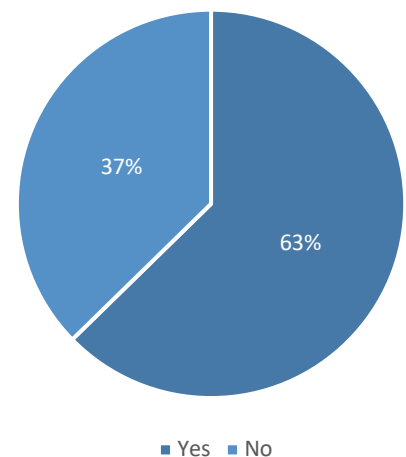
Regarding child sex trafficking sentencing.



Proposition 314

Yes

Regarding responses to harms at the border.

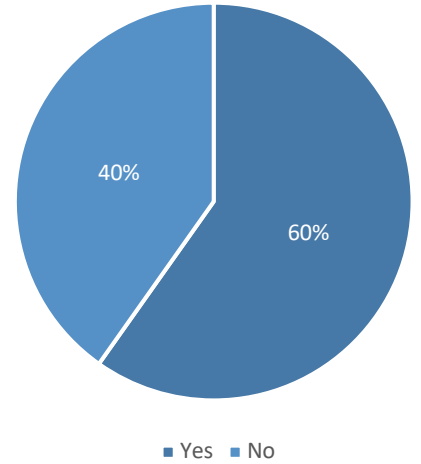


2024 Maricopa County Ballot Propositions

Proposition 479

Yes

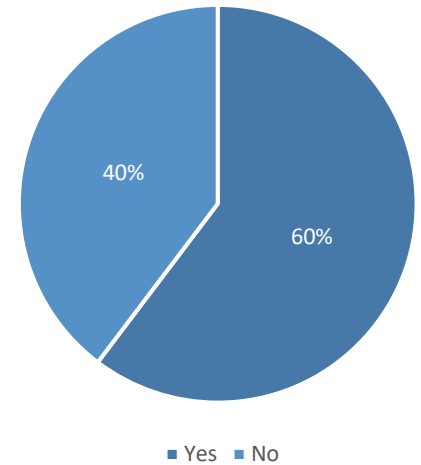
Extends the half-cent sales tax to fund the continued expansion of Maricopa County's transportation infrastructure.



Proposition 486

Yes

Updates the community college funding formula to allow the use of existing funds for workforce readiness and other educational needs, but does not increase taxes.

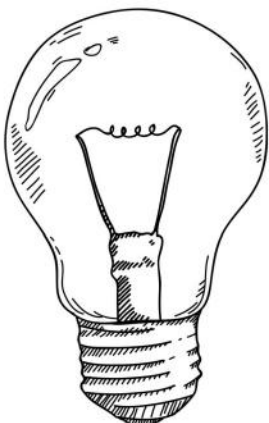




Advocacy.

Analysis.

Results.



Finding the right legislative representation matters. Fennemore offers a suite of specialty services before, during, and after each legislative session to help clients throughout Arizona, Nevada, Colorado, Texas, California, and Washington achieve their strategic policy goals.

For more information, go to fennemorelaw.com



Contact Us



Alexis Glascock

602.916.5488

aglascock@fennemorelaw.com



Timothy Berg

602.916.5421

tberg@fennemorelaw.com



Patrick Irvine

602.916.5406

pirvine@fennemorelaw.com



Dan Reaser

775.788.2226

dreaser@fennemorelaw.com